

# GINO-AKA

---

Industrial Automation



Liquid Resistance Starters  

---

Product Data Catalogue



**Distributor: Toshiba International Corporation Pty. Ltd.**

11a Gibbon Road,  
Winston Hills NSW 2153  
Australia

Tel: +61-2-8867-6200

Email: [hvm@tic.toshiba.com.au](mailto:hvm@tic.toshiba.com.au)

## 1 General Information

When a wound rotor induction motor (WRIM) is started the torque that is generated by the current must be higher than the load starting inertia to induce the rotation of the motor. The required load torque depends on each application and its specifications as the mass of the moving parts, inertia and friction values and materials within the application affecting the operation.

Without a starting resistor, the starting rotor current would reach up to 7 x rated current which would negatively influence the supply grids. Further, it is possible to generate a smoother starting curve which protects electrical as well as mechanical components of the application and the motor and assures a smooth startup of the system. Therefore, liquid resistance starters LRS are commonly used to start up WRIM motors.

For liquid starters, the electrolyte solution of  $\text{Na}_2\text{CO}_3$  or  $\text{K}_2\text{CO}_3$  acts as a resistor, with the resistivity, in turn, depending on the soda concentration. By changing the distance between the upper and lower electrodes, the resistance is reduced smoothly. In addition, the fluid acts as an energy storage medium for the dissipated heat during start-up procedures. Following the start-up, the energy is then slowly dissipated to the atmosphere over the tank surface (heat exchanger for faster cooling can be supplied optionally).

This system is predominantly used where the process does not require speed control and the application requires a very high starting torque. With the AKEP type starter series, GINO-AKA provides a cost-effective, reliable solution for the cement and industrial sector. For the minerals market, particularly for Ball and SAG Mills, GINO-AKA developed the MAK type starters with additional features for the specific demands.

The robust design guarantees high operational reliability and long service life. Advantages of the GINO-AKA liquid starters type AKEP and MAK at a glance:



- Smooth, stepless start-up of slip ring motors
- Adjustable starting times
- Triangular alignment of electrodes for balanced current density
- Protection class: IP 55
- Global commissioning and service structure
- Bushings above water level
- Scalable for dual pinion drives

Typical applications of the GINO-AKA starters:

- Ball Mills
- Cement Mills
- SAG Mills
- Crushers
- Shredders



## 2 Design Overview



## 3 System Information

|                                   |   |
|-----------------------------------|---|
| Standard Equipment                | <ul style="list-style-type: none"> <li>• Electrode material: Stainless steel 1.4016 or cast alloy (TDR120:1)</li> <li>• Crouzet SMART PLC controller with ethernet</li> <li>• ABB short circuit contactor</li> <li>• Agitator</li> <li>• Visual level control</li> <li>• Temperature protection: Warning at 70°C, tripping at 75°C</li> <li>• Separate cabinets for LV control and HV feed</li> <li>• Cabinet heating with thermostat and hygostat</li> <li>• Drainage valve</li> <li>• Auxiliary terminals for the customer's control</li> <li>• Painting RAL 7000</li> <li>• Tank material: Steel 1.0037 (optional: 1.4301, unpainted)</li> </ul> |
| Protection class                  | Starter: IP 55; Switch board: IP55 (acc. to DIN 60529:2019-06)  |
| Ambient temperature               | 0 °C to +40 °C, deviating temperature range upon request  |
| Installation height               | Up to 1000 m above sea level, higher altitudes upon request   |
| Electrolyte fill                  | <ul style="list-style-type: none"> <li>• Electrolyte powder (Na<sub>2</sub>CO<sub>3</sub> or K<sub>2</sub>CO<sub>3</sub>) supplied in 25 kg bags</li> <li>• Each starter is delivered with quantity for first commissioning</li> </ul>  |
| Site requirements                 | Water quality: Fresh water  |
| Applied standards and regulations | <ul style="list-style-type: none"> <li>• 2014/ 35/ EU (low voltage regulations)</li> <li>• IEC 60947-4-1</li> <li>• UL/CSA/GOST certification (optional)</li> </ul>   |

## 4 Technical Data

| Model Size | Approx. Motor Power |               |               |               | Max. Rotor Current<br>[A] | Max. Rotor Voltage<br>[V] | Max. Starter Energy at 40°C<br>[MJ] |
|------------|---------------------|---------------|---------------|---------------|---------------------------|---------------------------|-------------------------------------|
|            | Half Load           | Fan           | Full Load     | Heavy Load    |                           |                           |                                     |
|            | f=0,7<br>[kW]       | f=1,0<br>[kW] | f=1,4<br>[kW] | f=2,0<br>[kW] |                           |                           |                                     |
| AK10       | 2300                | 1600          | 1100          | 800           | 950                       | 3000                      | 190                                 |
| AK15       | 3400                | 2400          | 1700          | 1200          | 950                       | 3000                      | 285                                 |
| (M)AK25    | 5700                | 4000          | 2800          | 2000          | 2200                      | 3600                      | 470                                 |
| (M)AK45    | 10200               | 7100          | 5100          | 3500          | 2200                      | 3600                      | 850                                 |
| (M)AK60    | 13500               | 9500          | 6800          | 4700          | 2200                      | 3600                      | 1130                                |

## 5 Available Extras

### Local control (panel display)

The local control extra gives an intuitive interface for the control of the LRS through a HMI panel.

### Brush lifting device control

Brush lifting device of slip ring motors can be integrated in the starter control system on request.

### Electronic blocking control

The electronic blocking control detects jamming of a motor or the application and automatically trips the starting procedure to protect the equipment.

### Rotor voltage measuring

The rotor voltage is measured and transferred to the customers control system for real time monitoring.

### Customized short circuit contactor

For high current or high voltage applications that exceed the standard specifications we use special contactors from our technology partner TELARC.

### Rotor current measuring

The rotor current is measured by Hal Effect CTs and transmitted to the customer control system.

### Electronic level monitoring

The continuous electronic sensor monitors the electrode level between 0% and 100% of the tank volume.

### Continuous temperature monitoring

The electrolyte temperature is monitored by a PT 100 and transmitted to the customer control system.

### Conductivity measuring

The conductivity is continuously monitored to signal electrolyte deterioration.

### Heat exchanger

GINO AKA calculates and designs a fitting cooling circuit (Electrolyte/Water or Electrolyte/Air cooling).

### Circulation pump

An additional circulation pump keeps the electrolyte concentration homogeneous and speeds up the cooling process of the LRS.

### Electrolyte heater

In cold environments a suitably dimensioned electrolyte heater prevents the LRS from freezing.

### SER compatible

GINO-AKA LRS can be used with slip energy recovery drives and are equipped with a suitable isolating contactor as well as SER backup software.

### Sunroof protection


For outdoor installations this feature protects the LRS from direct sun radiation and falling objects.

### Embedded AKAMAS motor monitoring device

The AKAMAS device is a tool developed by GINO-AKA to monitor the starting performance of starters.

### Customized paint finish

Specific paint finish and thickness on request.



## 6 AKEP and MAK starters

GINO-AKA provides two unique starting solutions depending on the specific requirements of the customer and the application. For cement mills and standard applications, the AKEP series offers solid performance for a great value. For larger machines, typically used in mining applications, such as Ball and SAG Mills we offer the MAK series with additional features to reach higher performance levels.

| Starter Type                | AKEP                          | MAK                    |
|-----------------------------|-------------------------------|------------------------|
| Tank volume                 | 1000 to 6000l                 | 2500 to 12000l         |
| Turndown ratio              | 80:1                          | 120:1                  |
| Maintenance                 | Low                           | Low                    |
| Enclosure and tank material | Mild steel 1.0037             | Stainless steel 1.4301 |
| Electrode material          | Stainless steel 1.4301        | Cast alloy             |
| Short circuit contactor     | Air insulated contactor (ABB) | Bar contactor (TELARC) |
| Dual Pinion application     | ✓                             | ✓                      |
| Heat exchanger              | ✗                             | ✓                      |
| Active electrode cooling    | ✗                             | ✓                      |
| SER drive ready             | ✗                             | ✓                      |
| Active slip regulation      | ✗                             | ✓                      |

## 7 Required Technical Data

### Power (P, kW)

The largest driving factor for the size of the LRS is the motor power.

### Rotor voltage ( $U_2$ , V)

As specified on the motor data sheet. (This data is needed for the layout of the switchgear and bus bars)

### Number of consecutive starts (z)

The value z determines the number of consecutive starts from cold condition. These are usually between 2 and 5 and describe the possible number of starts with starting time  $t_a$  and interval time  $2 \times t_a$  until reaching the maximum temperature (75°C).

### Starting time ( $t_a$ , s)

The starting time is the value for the duration of the start sequence in seconds and must be specified by the customer. If not GINO-AKA will use empirically determined standard times according to motor size and drive application.

### Rotor current ( $I_2$ , A)

As specified on the Motor data sheet. (This data is needed for the layout of the switchgear and bus bars)

### Starter load factor (f)

The starter load factor depends on the application and must be provided by the customer.

### Starting frequency per hour (h)

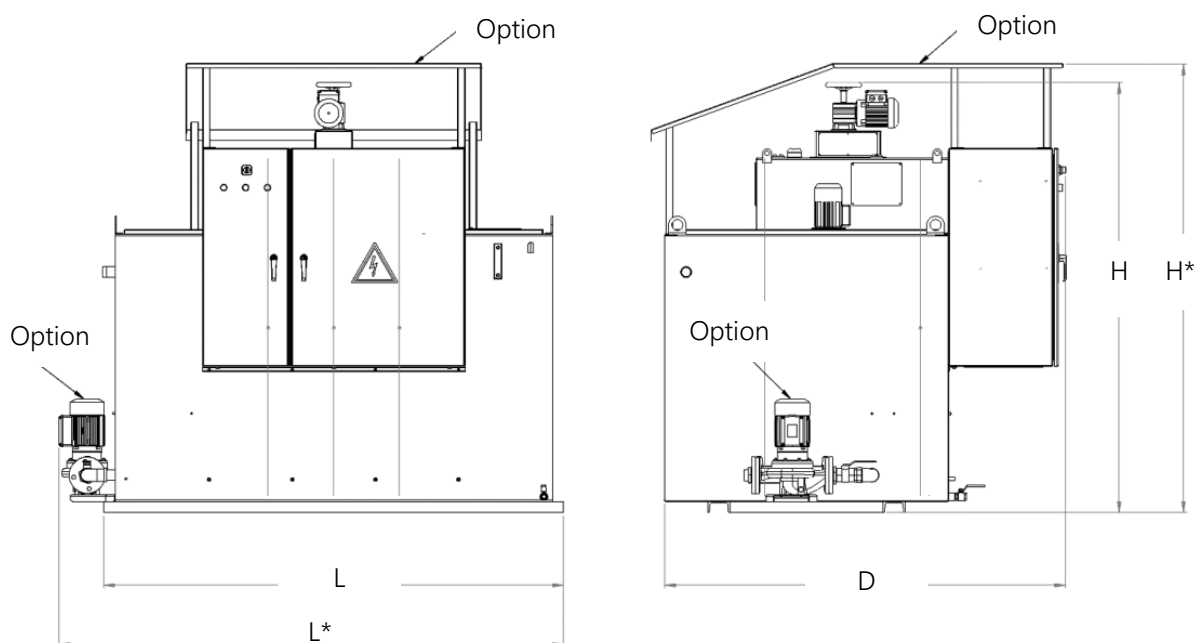
After having z starting operations and reaching the operating temperature the value h shows how many starts per hour are possible. This value must be determined by the customer as it will affect the surface needed for heat dissipation.

### Environmental data

For exact calculations and in extreme circumstances we must take environmental data (extreme temperature, extreme height) into account. Please ask customer of details on the environmental circumstances of the installation site.

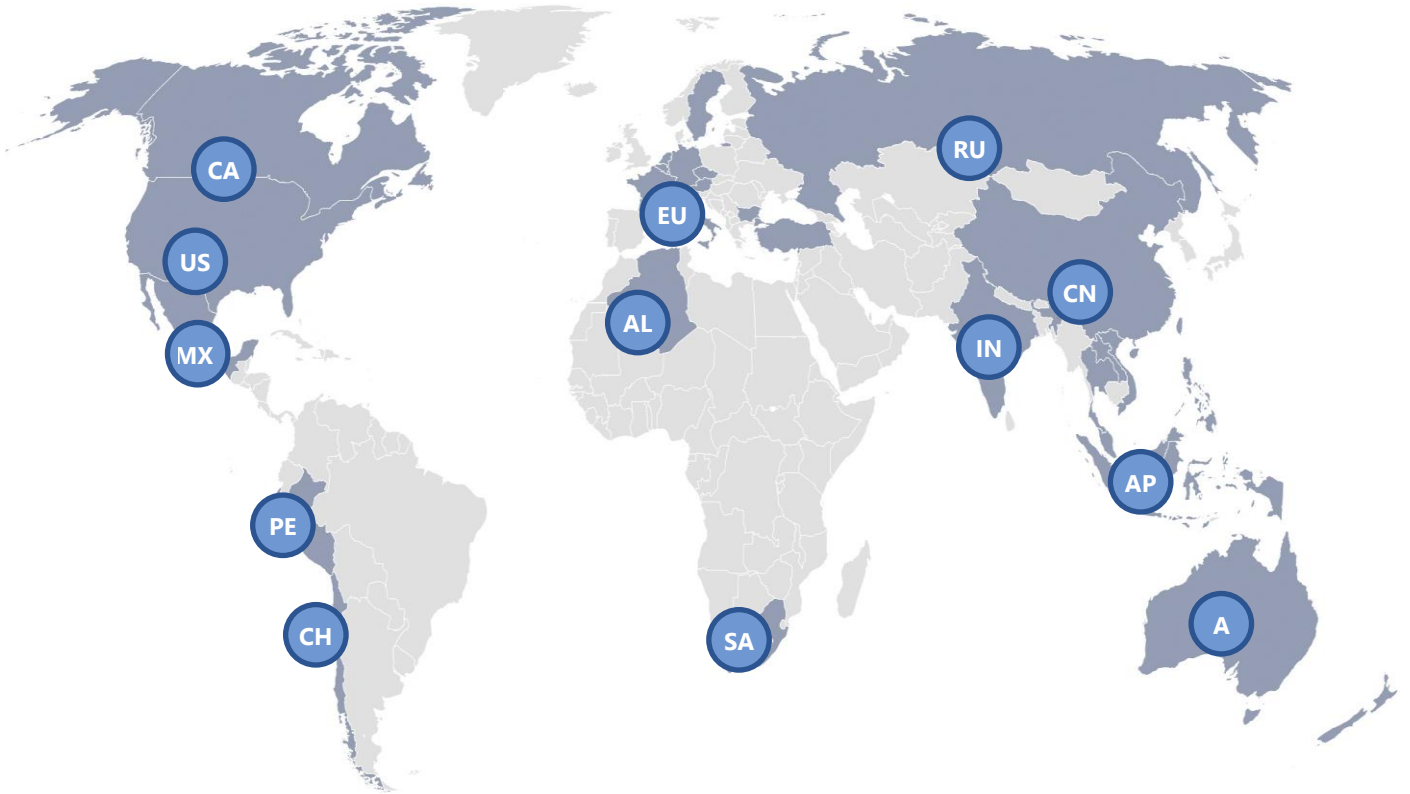
## 8 General arrangement

Dimension sheet AKEP & MAK



| Model Size     | Electrolyte Volume [l] | Weight without Electrolyte [kg] | Length L [mm] | Width D [mm] | Height H [mm] | Length L* [mm] (optional) | Height H* [mm] (optional) |
|----------------|------------------------|---------------------------------|---------------|--------------|---------------|---------------------------|---------------------------|
| Single Drive   |                        |                                 |               |              |               |                           |                           |
| AK10           | 1000                   | 650                             | 1250          | 975          | 1950          | N/A                       | 2085                      |
| AK15           | 1500                   | 700                             | 1650          | 1400         | 1950          | N/A                       | 2085                      |
| (M)AK25        | 2500                   | 950                             | 2100          | 1700         | 1950          | 2300                      | 2085                      |
| (M)AK45        | 4500                   | 1100                            | 2850          | 2000         | 1950          | 3250                      | 2085                      |
| (M)AK60        | 6000                   | 1250                            | 3700          | 2222         | 1990          | 4295                      | 2125                      |
| Dual Drive     |                        |                                 |               |              |               |                           |                           |
| AK15 DUAL      | 1500                   | 700                             | 1650          | 1400         | 1950          | N/A                       | 2085                      |
| (M)AK25 DUAL   | 2500                   | 950                             | 2100          | 1700         | 1950          | 2300                      | 2085                      |
| (M)AK45 DUAL   | 4500                   | 1500                            | 2850<br>3095* | 2000         | 1950          | 3000                      | 2125                      |
| (M)AK60 DUAL   | 6000                   | 1750                            | 3700          | 2222         | 1990          | 2664                      | 2125                      |
| 2x(M)AK60 DUAL | 12000                  | 2500                            | 3700<br>3945* | 4300         | 1990          | N/A                       | 2125                      |

# GINO-AKA SAS Representatives



|         |  |             |  |         |  |                |  |             |  |
|---------|--|-------------|--|---------|--|----------------|--|-------------|--|
| Algeria |  | Australia   |  | Austria |  | Belgium        |  | Bulgaria    |  |
| Canada  |  | Chile       |  | China   |  | Czech Republic |  | England     |  |
| Germany |  | Hong Kong   |  | India   |  | Indonesia      |  | Italy       |  |
| Laos    |  | Luxembourg  |  | Mexico  |  | Netherlands    |  | New Zealand |  |
| Peru    |  | Philippines |  | Russia  |  | South Africa   |  | Sweden      |  |
| Taiwan  |  | Thailand    |  | Turkey  |  | United States  |  | Vietnam     |  |



**Distributor**  
**Toshiba International Corporation Pty. Ltd.**  
 11a Gibbon Road,  
 Winston Hills NSW 2153  
 Australia  
 Tel:+61-2-8867-6200  
 Email: [hvm@tic.toshiba.com.au](mailto:hvm@tic.toshiba.com.au)

GINO-AKA SAS  
 ZAC du Bois Chaland  
 15 rue des Pyrénées  
 91090 LISSES  
 France

[info@aka.fr](mailto:info@aka.fr)/[www.gino-aka.com](http://www.gino-aka.com)