

Density (Consistency) Meter **LQ Series**

MAIN SPECIFICATIONS		
Style	LQ500 Spool style	
Mounting style	Separate type	
Size (mm) (inch)	50 2" 80, 100, 150, 200, 250, 300 3", 4", 6", 8", 10", 12"	
Span (*1, *2)	2 to 50 %TS 1 to 50 %TS	
Repeatability (*1, *3)	+/-0.02 %TS +/-0.01 %TS	
Resolution (*1, *3)	0.002 %TS 0.001 %TS	
Max. Conductivity	20 mS/cm	
	80mm(3")	16 mS/cm
	100mm(4")	15 mS/cm
	150mm(6")	10 mS/cm
	200mm(8")	8 mS/cm
	250mm(10")	8 mS/cm
	300mm(12")	6 mS/cm
Process temperature (No freezing)	0 to 100 deg.C (32 to 212 deg.F)	
Environment condition (No condensation)	Standard: 0 to 50 deg.C (32 to 122 deg.F) Option: -20 to 50 deg.C (-4 to 122 deg.F)	
Structure	Detector	IP67, Water tight
	Converter	IP65, Water tight
Connection method	ANSI 150, DIN 16, DIN 10, JIS 10K	
Power supply	100 to 240 Vac, 50/60Hz	
Material	Main pipe(probe)	SCS 14A cast (Equivalent to 316 SS)
	Converter case	Steel plate with polyurethane coating
	RF part case of detector	Steel plate with polyurethane coating
Output signal	Density (Consistency) measurement output (4 to 20 mAdc analog signal) Density (Consistency) fault or Maintenance signal (Solidstate contact)	
Input signal	Externally synchronized input signal (dry "make" contact) Density multiplier switching signal, etc...	
Power consumption	Approximately 25 VA (100 Vac) Approximately 40 VA (240 Vac)	
Approvals	FCC	

Please refer to the specification sheet in detail.
The material to be measured must be fluid and be filled evenly with no voids.
Note 1 : TS : Total Solids (= Dissolved solids + Suspended solids)
Note 2 : Span = Upper range - Lower range
Note 3 : Equipment ability.



ISO9001 Certified.



ISO14001 Certified.

The works producing the LQ Series is registered as an environment management system factory specified by ISO14001.

Toshiba Infrastructure Systems & Solutions Corporation
72-34, Horikawa-cho, Saiwai-ku, Kawasaki-shi,
Kanagawa 212-8585, Japan
Tel: +81-44-331-1693 Fax: +81-44-548-9547

Safety Instructions

Misuse of product can result in property damage or human injury.
Read related manuals carefully before using this product.

Specifications are July, 2017 and subject to change without notice.
For further information, please contact your nearest Toshiba Representative or International Operations-Producer Goods.



Toshiba International Corporation
Industrial Division
Houston U.S.A
Tel: +1-713-466-0277
Fax: +1-713-896-5225

Toshiba International Corporation Pty., Ltd.
Sydney Australia
Tel: +61-2-8867-6200
Fax: +61-2-9624-7104

Toshiba Asia Pacific Pte., Ltd.
Singapore
Tel: +65-6305-5515
Fax: +65-6305-5561

TOSHIBA

Density (Consistency) Meter
LQ Series



Density (Consistency) Meter

LQ Series

The LQ Series Puts You In Control of Your Product Quality.

Toshiba's Microwave Density (Consistency) Meter LQ series use a new principle, microwave phase difference measurement, to determine the density (consistency) of fluids flowing through pipes.

This exploits the way a fluid's density (consistency) affects the propagation of microwaves when they pass through it. This allows the reliable measurement of the fluid's density (consistency) by monitoring the difference in microwave phase between the original wave and one passed through the measured fluid (refer to right diagram). Unlike that done by monitoring the attenuation of a transmitted wave, measuring fluid density (consistency) by observing a wave's phase difference is unaffected by flow velocity and hardly to the affect such as contaminations.

This method therefore provides excellent measurement precision in the field. On the whole, reliability is high and maintenance requirements are minimal since the equipment has no moving parts and no projections inside the piping.

MAIN APPLICATIONS

Wastewater Industry

Raw sludge, excess sludge, mixed sludge, digested sludge, dehydrated sludge

Paper pulp Industry

Consistency measurement of L-material (broad-leaved tree-hardwood) /N-material (needle-leaved tree) /hemp pulp, GP (groundwood pulp) /TMP (thermomechanical pulp) /DIP (deinking pulp), bleached pulp/unbleached pulp, various additives, pulp sludge, etc.

Building material Industry

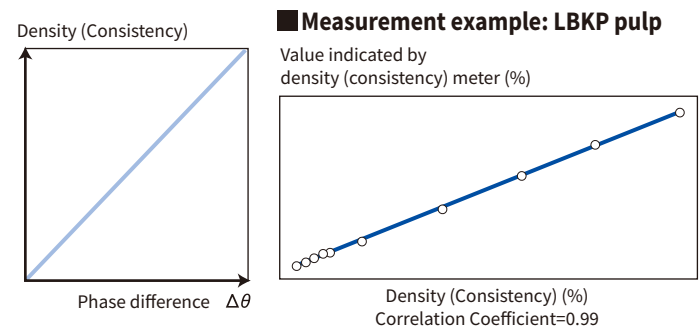
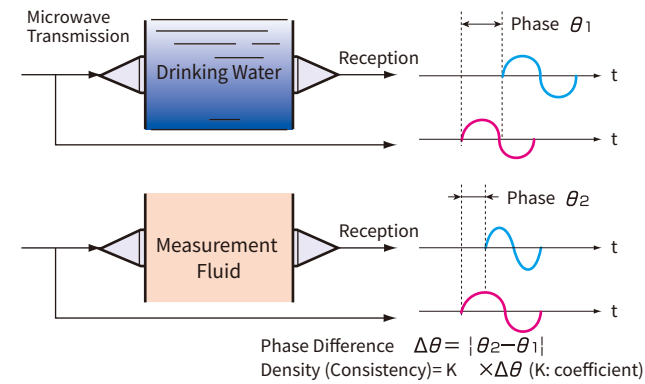
Consistency measurement in various production processes such as press materials & ceiling materials, etc.

Food Industry

Concentration measurement in the production process such as starch, sugar, evaporated juice and other food slurries. Moisture measurement in water such as cream cheese and evaporated juice.

MEASUREMENT PRINCIPLE

The figure below illustrates the clear linear relationship between fluid density (consistency) and phase θ_1 and phase θ_2 (i.e., phase difference) of a wave transmitted through drinking water (0% density or consistency) and that passed through another fluid of different density (consistency) and comparing them against the wave's original phase.

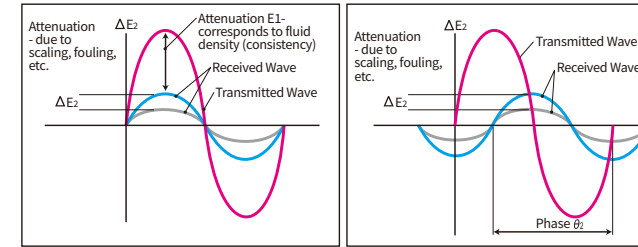


FEATURES

Accurate measurements are achieved since contaminants do not easily affect the phase difference measurement.

Since contaminants do not easily affect the LQ series there is an excellent direct relationship between the phase difference and the concentration.

Accurate measurement is realized over a wide range from low concentration to high concentration.



Conventional ultrasonic and optical measurement

Attenuation ΔE_2 : that results from scaling or fouling causes measurement errors in the positive direction.

Microwave phase difference measurement

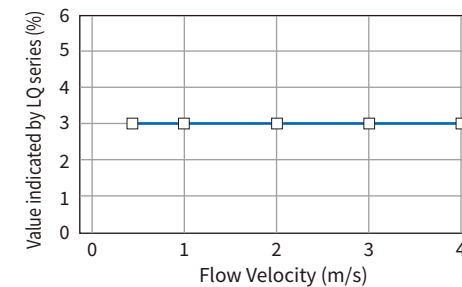
Because scaling, fouling do not easily affected phase, measurements are guaranteed to be accurate and reliable.

Continuous in-line measurement

Installation into piping allows continuous density (consistency) measurement of any fluid flowing through the system.

Impervious to flow velocity

No moving parts means measurements are unaffected by flow velocity.



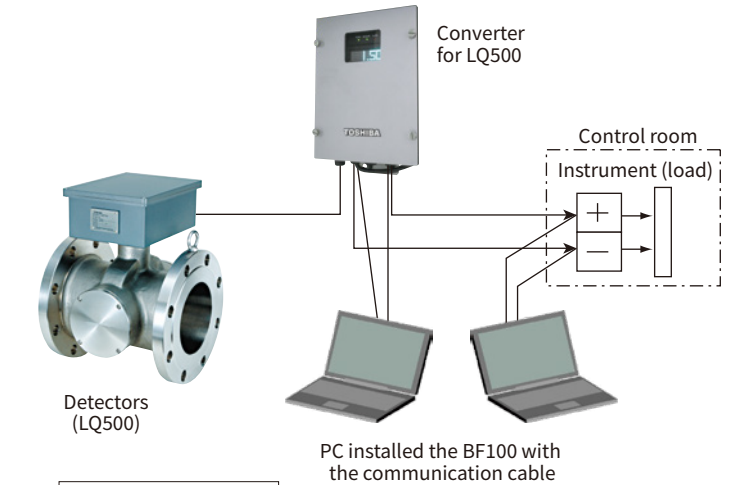
High reliability, easy maintenance

No moving parts and no in-line projections guarantee high reliability and minimal maintenance requirements.

The absence of moving parts also greatly reduces costs for consumables like O-rings and bearings.



Configuration diagram for communication



* HART protocol ... HART (Highway Addressable Remote Transducer) protocol is a communication protocol for industrial sensors recommended by HCF (HART Communication Foundation).

Easy operation

Setting the measurement range and calibrating the meter are easily done via key operations while viewing the display.



LQ500 Converter